











## Selection guide of Multimeters

MODEL	Analogue Multimeters		Digital Multimeters							
	1109S	1110	1018 1018H	1030	1009	1011 1012	1051 1052	1061 1062	2000 2001	2012R
Appearance										
Detection method	MEAN	MEAN	MEAN	MEAN	MEAN	MEAN(1011) RMS(1012)	RMS(1051) RMS/ MEAN(1052)	RMS(1061) RMS/ MEAN(1062)	MEAN	RMS
Maximum count display	-	-	4000	4000	4000	6040	6000	50000	3400	6039
DC Basic accuracy	±3% of FS	±3% of FS	0.8%	0.8%	0.6%	0.5%	0.09%	0.02%	1.5%	1.0%
Frequency response	30~20kHz	50~5kHz	50~400Hz	50~400Hz	50~400Hz	40~1kHz	40~1kHz	10~20kHz(1061) 10~100kHz(1062)	50~400Hz	50~400Hz
Measurement										
DCV Resolution	1000V 0.002V	600V 0.005V	600V 0.1mV	600V 0.1mV	600V 0.1mV	600V 0.1mV	1000V 0.1mV	1000.0V 0.001mV	600V 0.1mV	600V 0.1mV
ACV Resolution	1000V 0.2V	600V 0.2V	600V 0.001V	600V 0.001V	600V 0.1mV	600V 0.001V	1000V 0.1mV	1000.0V 0.01mV(1061) 0.001mV(1062)	600V 0.001V	600V 0.001V
DCA	250mA	300mA	-	-	10.00A	10.00A	10.00A	10.000A	60.0A(2000) 100.0A(2001)	120.0A
ACA	-	-	-	-	10.00A	10.00A	10.00A	10.000A	60.0A(2000) 100.0A(2001)	120.0A
AC+DC	-	-	-	-	-	-	-	○	-	-
Resistance	20MΩ	300kΩ	40MΩ	40MΩ	40MΩ	60MΩ	60MΩ	50MΩ	34MΩ	60MΩ
Continuity buzzer	-	○	○	○	○	○	○	○	○	○
Battery test	-	○	-	-	-	-	-	-	-	-
Diode test	-	-	○	○	○	○	○	○	-	○
Capacitance test	-	-	200μF	100μF	100μF	4000μF	1000μF	50mF	-	40μF
Frequency	-	-	10kHz	200kHz	10MHz	10MHz	99.99kHz	99.99kHz	(ACA)10.00kHz (ACV)300.0kHz	(ACA)10.00kHz (ACV)300.0kHz
DUTY	-	-	○	○	○	○	-	○	-	-
Temperature	-	-20~150°C	-	-	-	-50~300°C (1011)	-50~600°C	-200~1372°C	-	-
Decibel	○	-	-	-	-	-	-	○	-	-
Low power-Ω	-	-	-	-	-	-	-	○(1062)	-	-
Function										
Dual display	-	-	-	-	-	-	○	○	-	-
Bar graph	-	-	-	-	-	61-segment	31-segment	51-segment	33-segment	30-segment
Back light	-	-	-	Orange LED	-	-	Orange LED	White LED	-	-
Data hold	-	-	○	○	○	○	○	○	○	○
Auto hold	-	-	-	-	-	-	○	○	-	-
Peak hold	-	-	-	-	-	-	-	○(1062)	-	-
Max/Min/Ave	-	-	-	-	-	Max/Min	○(1052)	○	-	-
REL	-	-	○	○	○	○	○	○	-	-
Manual memory	-	-	-	-	-	-	○(1052)	○	-	-
Logging memory	-	-	-	-	-	-	○(1052)	○	-	-
Communication	-	-	-	-	-	-	○(1052)	○	-	-
Other										
Operating temperature	0~40°C	0~40°C	0~40°C	0~40°C	0~40°C	0~40°C	-10~55°C	-20~55°C	0~40°C	0~40°C
Applicable standard	-	CAT. III 300V CAT. II 600V	CAT. III 300V	CAT. III 600V	CAT. III 300V	CAT. III 300V CAT. II 600V	CAT. IV 600V CAT. III 1000V	CAT. IV 600V CAT. III 1000V	CAT. III 300V CAT. II 600V	CAT. III 300V CAT. II 600V
Power source	R6P×1.6F22×1	R6P × 2	LR-44 × 2	LR-44 × 2	R6P × 2	R6P × 2	R6P × 4	R6P × 4	R03 × 2	R03 × 2
Dimensions (L)×(W)×(D)mm	150×100×47	140×94×39	107×54×10	190×39×31	155×75×33	161×82×50	192×90×49	192×90×49	128×84×24(2000) 128×92×27(2001)	128×92×27
Weight(Approx.)	330g	280g	70g(1018) 80g(1018H)	100g	260g	280g	560g	560g	210g(2000) 220g(2001)	220g